

High Reliability 1.5-inch Triple-Digits Dual-Color 7-Segment Numeric LED Displays

SND-1532 SND-1539

GENERAL DESCRIPTION

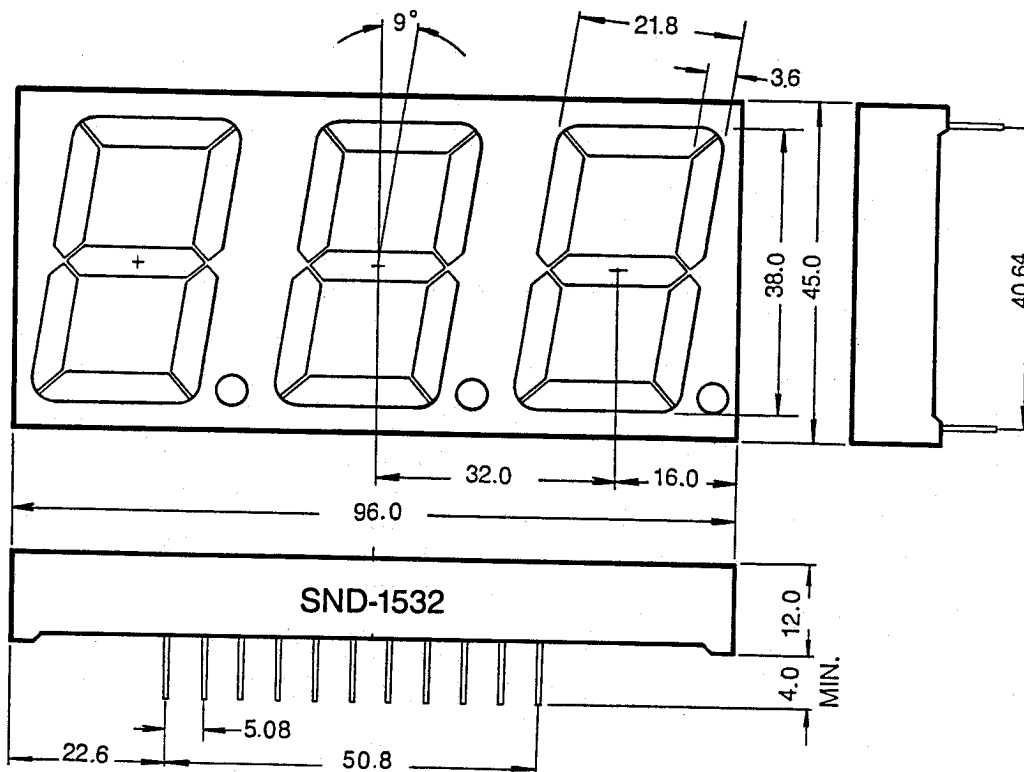
The SND-1532 and the SND-1539 series are high performance epoxy resin molded triple-digits dual color 7 segment numeric LED displays of which character height 1.5 inch (38.0 mm). Two red and green chips are contained in each segment and it could be displayed in red or green color separately and also appears in amber color when drive to red and green in the same time.

FEATURES

1. High brightness with high contrast
2. Uniform brightness and wide angle viewing
3. Low power consumption; Directly drive with I.C
4. Solid state reliability and long operation life
5. Cathode-common (SND-1532) and anode-common (SND-1539) types available

PACKAGE DIMENSIONS

SCALE 1:1 (mm)

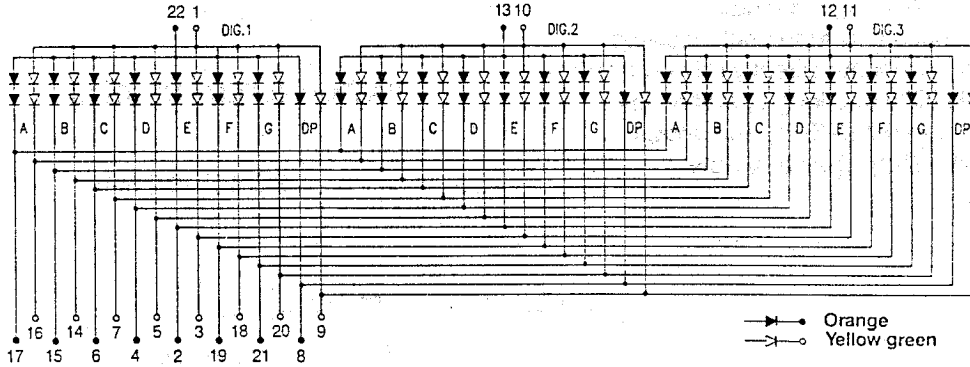
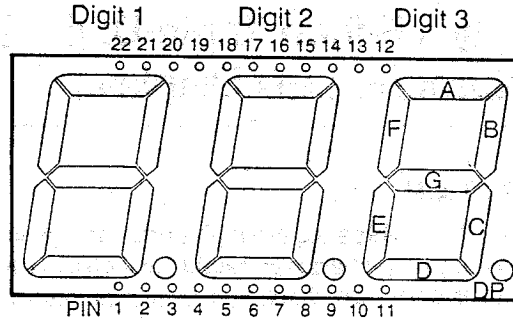


三光半導体株式会社

SAM KWANG SEMICONDUCTOR CO., LTD.

803 Silla Techno Vil., 39-3 Dang-dong Kunpo-City Kyungki-do, Korea,
TEL:031-456-1444/1484, FAX:031-456-4224

PIN ARRANGEMENT
(Top View)



SND-1539 (Anode Common)

SND-1532 (Cathode Common) All diodes are reversed polarity

SND 1532/1539SR-UG (GaAsP/GaP-GaP)

Orange SR SIDE (GaAsP/GaP)

Absolute Maximum Ratings ($T_a = 25^\circ\text{C}$)

Power dissipation/Total	1800	mW
Power dissipation/Seg	80	mW
Forward current	20	mA
Peak forward current	60*	mA
Reverse voltage	10	V
Operating temperature	-25 ~ +85	$^\circ\text{C}$
Storage temperature	-55 ~ +100	$^\circ\text{C}$

Electrical/Optical Characteristics ($T_a = 25^\circ\text{C}$)

Parameter	Symbol	Conditions	Min	Typ	Max.	Unit
Forward voltage/Seg	V_F	$I_F = 15\text{mA}$	—	4.2	4.4	V
Reverse current/Seg	I_R	$V_R = 10\text{V}$	—	—	10	μA
Luminous intensity/digit	I_v	$I_F = 15\text{mA}$	300	800	—	μcd
Peak wavelength	λ_P	$I_F = 15\text{mA}$	—	635	—	nm
Spectral line halfwidth	$\Delta\lambda$	$I_F = 15\text{mA}$	—	35	—	nm

Yellow-green UG SIDE (GaP)

Absolute Maximum Ratings ($T_a = 25^\circ\text{C}$)

Power dissipation/Total	1800	mW
Power dissipation/Seg	80	mW
Forward current	20	mA
Peak forward current	60*	mA
Reverse voltage	10	V
Operating temperature	-25 ~ +85	$^\circ\text{C}$
Storage temperature	-55 ~ +100	$^\circ\text{C}$

Electrical/Optical Characteristics ($T_a = 25^\circ\text{C}$)

Parameter	Symbol	Conditions	Min	Typ	Max.	Unit
Forward voltage/Seg	V_F	$I_F = 15\text{mA}$	—	4.3	4.6	V
Reverse current/Seg	I_R	$V_R = 10\text{V}$	—	—	10	μA
Luminous intensity/digit	I_v	$I_F = 15\text{mA}$	350	1000	—	μcd
Peak wavelength	λ_P	$I_F = 15\text{mA}$	—	565	—	nm
Spectral line halfwidth	$\Delta\lambda$	$I_F = 15\text{mA}$	—	30	—	nm

* Pulse Width 1 ms
Duty Cycle 1/5