

High Reliability 0.315-inch (8.0mm) 3-Digits 7-Segment Numeric Displays

SND-330B SND-337B

GENERAL DESCRIPTION

The SND-330B and the SND-337B series are high performance epoxy resin molded 3-digit 7-segment LED displays for an application which space is at a premium. The character height is approximately 0.315-inch (8.0mm) and available in red, green, orange and yellow-green emitting colors.

The standard unit is constructed with black face and milky white segment color.

Actual size

PACKAGE DIMENSIONS

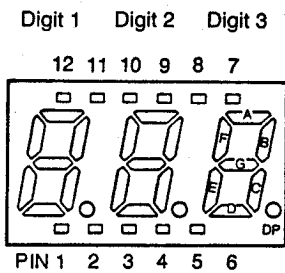
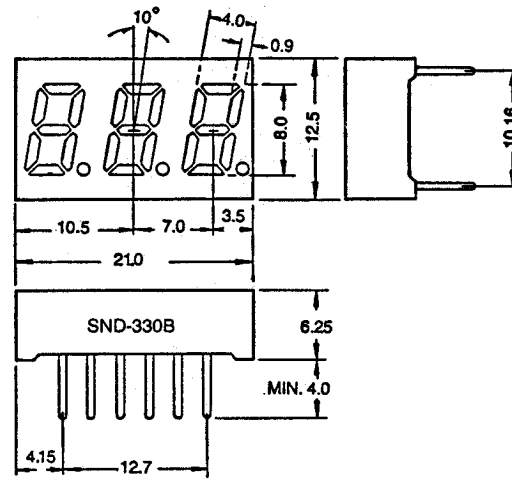


FEATURES

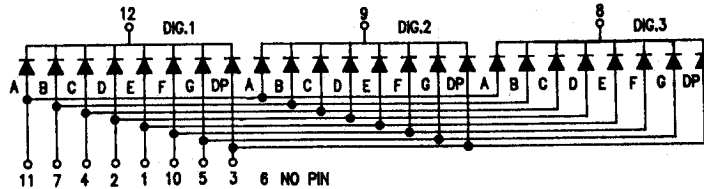
1. High brightness and high contrast
2. Low power consumption; Directly drive with I.C
3. Wide angle viewing
4. Solid state reliability; Long operation life
5. Cathode-common (SND-330B) and anode-common (SND-337B) types available

PIN ARRANGEMENT

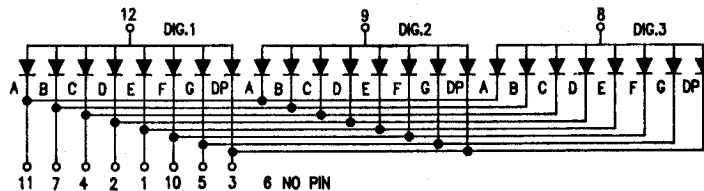
(Top View)



SND-330B (Cathode Common)



SND-337B (Anode Common)



三光半導体株式会社
SAM KWANG SEMICONDUCTOR CO., LTD.

803 Silla Techno Vil., 39-3 Dang-dong Kunpo-City Kyungki-do, Korea,
TEL:031-456-1444/1484, FAX:031-456-4224

Red SND 330B/337BR (GaP)

Absolute Maximum Ratings (T_a = 25°C)

Power dissipation/Total	960	mW
Power dissipation/Seg	40	mW
Forward current	20	mA
Peak forward current	60*	mA
Reverse voltage	4	V
Operating temperature	- 25 ~ + 85	°C
Storage temperature	- 55 ~ + 100	°C

Electrical/Optical Characteristics (T_a = 25°C)

Parameter	Symbol	Conditions	Min	Typ	Max.	Unit
Forward voltage/Seg	V _F	I _F = 10mA	—	2.1	2.3	V
Reverse current /Seg	I _R	V _R = 4V	—	—	10	μA
Luminous intensity/digit	I _v	I _F = 10mA	300	800	—	μcd
Peak wavelength	λ _P	I _F = 10mA	—	700	—	nm
Spectral line halfwidth	Δλ	I _F = 10mA	—	100	—	nm

Green SND 330B/337BG (GaP)

Absolute Maximum Ratings (T_a = 25°C)

Power dissipation/Total	960	mW
Power dissipation/Seg	40	mW
Forward current	20	mA
Peak forward current	60*	mA
Reverse voltage	4	V
Operating temperature	- 25 ~ + 85	°C
Storage temperature	- 55 ~ + 100	°C

Electrical/Optical Characteristics (T_a = 25°C)

Parameter	Symbol	Conditions	Min	Typ	Max.	Unit
Forward voltage/Seg	V _F	I _F = 10mA	—	2.1	2.3	V
Reverse current /Seg	I _R	V _R = 4V	—	—	10	μA
Lumifous intensity/digit	I _v	I _F = 10mA	350	900	—	μcd
Peak wavelength	λ _P	I _F = 10mA	—	555	—	nm
Spectral line halfwidth	Δλ	I _F = 10mA	—	30	—	nm

Orange SND 330B/337BSR (GaAsP/GaP)

Absolute Maximum Ratings (T_a = 25°C)

Power dissipation/Total	960	mW
Power dissipation/Seg	40	mW
Forward current	20	mA
Peak forward current	60*	mA
Reverse voltage	4	V
Operating temperature	- 25 ~ + 85	°C
Storage temperature	- 55 ~ + 100	°C

Electrical/Optical Characteristics (T_a = 25°C)

Parameter	Symbol	Conditions	Min	Typ	Max.	Unit
Forward voltage/Seg	V _F	I _F = 10mA	—	2.0	2.2	V
Reverse current/Seg	I _R	V _R = 4V	—	—	10	μA
Luminous intensity/digit	I _v	I _F = 10mA	700	1500	—	μcd
Peak wavelength	λ _P	I _F = 10mA	—	635	—	nm
Spectral line halfwidth	Δλ	I _F = 10mA	—	35	—	nm

Yellow-green SND 330B/337BUG (GaP)

Absolute Maximum Ratings (T_a = 25°C)

Power dissipation/Total	960	mW
Power dissipation/Seg	40	mW
Forward current	20	mA
Peak forward current	60*	mA
Reverse voltage	4	V
Operating temperature	- 25 ~ + 85	°C
Storage temperature	- 55 ~ + 100	°C

Electrical/Optical Characteristics (T_a = 25°C)

Parameter	Symbol	Conditions	Min	Typ	Max.	Unit
Forward voltage/Seg	V _F	I _F = 10mA	—	2.1	2.3	V
Reverse current/Seg	I _R	V _R = 4V	—	—	10	μA
Luminous intensity/digit	I _v	I _F = 10mA	600	1500	—	μcd
Peak wavelength	λ _P	I _F = 10mA	—	565	—	nm
Spectral line halfwidth	Δλ	I _F = 10mA	—	30	—	nm

* Pulse Width 1 ms
Duty Cycle 1/5