

High Reliability 0.5-inch Triple -Digits 7-Segment Numeric Displays

SND-530 SND-537

GENERAL DESCRIPTION

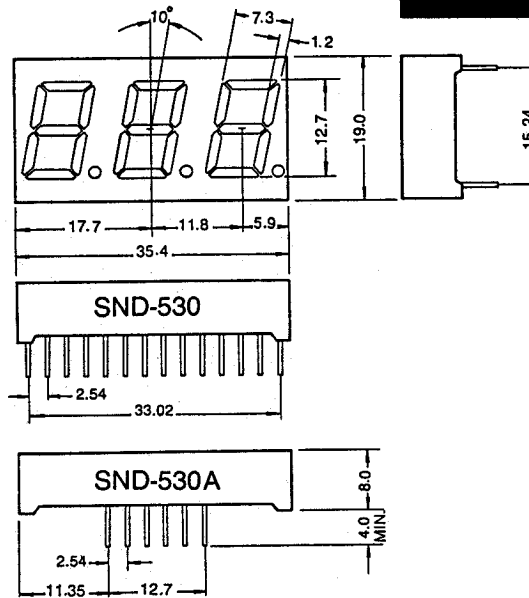
The SND-530 and SND-537 series are a high reliability epoxy resin molded 3-digit 7-segment LED displays of which character height is 0.5-inch (12.7mm) and available four emitting colors; red, green, orange and yellow-green. The standard units are constructed with black face and milky white segment color.

FEATURES

1. High brightness and high contrast
2. Excellent visibility;
Uniform brightness
Wide angle viewing
3. Low power consumption;
Directly drive with I.C
4. Tin plated lead pins;
Easily solderable
Longer life
5. Cathode-common (SND530) and
anode-common (SND537) types available

PACKAGE DIMENSIONS

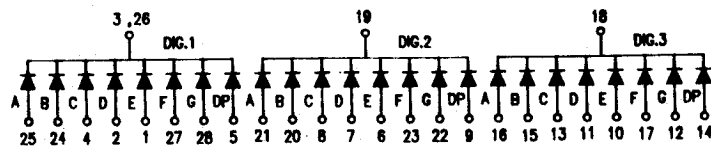
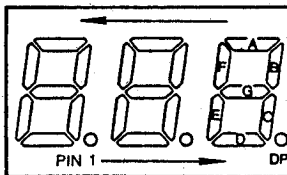
SCALE 1:1 (mm)



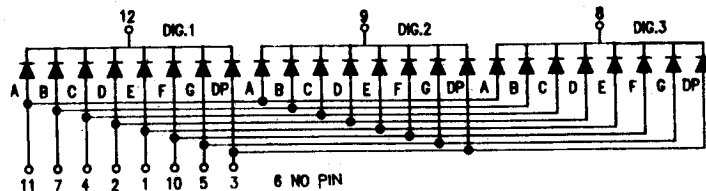
PIN ARRANGEMENT

(Top View)

Digit 1 Digit 2 Digit 3



SND530 (Cathode Common)



SND530 A (Cathode Common)

SND537/SND-537 A (Anode Common)

All diodes are reversed polarity



803 Silla Techno Vil., 39-3 Dang-dong Kunpo-City Kyungki-do, Korea,
TEL:031-456-1444/1484, FAX:031-456-4224

Red SND 530/537R (GaP)

Absolute Maximum Ratings (T_a=25°C)

Power dissipation/Total	960	mW
Power dissipation/Seg	40	mW
Forward current	20	mA
Peak forward current	60*	mA
Reverse voltage	4	V
Operating temperature	-25 ~ +85	°C
Storage temperature	-55 ~ +100	°C

Electrical/Optical Characteristics (T_a=25°C)

Parameter	Symbol	Conditions	Min	Typ	Max.	Unit
Forward voltage/Seg	V _F	I _F = 10mA	—	2.1	2.3	V
Reverse current /Seg	I _R	V _R = 4V	—	—	10	μA
Luminous intensity/digit	I _v	I _F = 10mA	300	800	—	μcd
Peak wavelength	λ _P	I _F = 10mA	—	700	—	nm
Spectral line halfwidth	Δλ	I _F = 10mA	—	100	—	nm

Green SND 530/537G (GaP)

Absolute Maximum Ratings (T_a=25°C)

Power dissipation/Total	960	mW
Power dissipation/Seg	40	mW
Forward current	20	mA
Peak forward current	60*	mA
Reverse voltage	4	V
Operating temperature	-25 ~ +85	°C
Storage temperature	-55 ~ +100	°C

Electrical/Optical Characteristics (T_a=25°C)

Parameter	Symbol	Conditions	Min	Typ	Max.	Unit
Forward voltage/Seg	V _F	I _F = 10mA	—	2.1	2.3	V
Reverse current /Seg	I _R	V _R = 4V	—	—	10	μA
Lumifous intensity/digit	I _v	I _F = 10mA	350	900	—	μcd
Peak wavelength	λ _P	I _F = 10mA	—	555	—	nm
Spectral line halfwidth	Δλ	I _F = 10mA	—	30	—	nm

Orange SND 530/537SR (GaAsP/GaP)

Absolute Maximum Ratings (T_a=25°C)

Power dissipation/Total	960	mW
Power dissipation/Seg	40	mW
Forward current	20	mA
Peak forward current	60*	mA
Reverse voltage	4	V
Operating temperature	-25 ~ +85	°C
Storage temperature	-55 ~ +100	°C

Electrical/Optical Characteristics (T_a=25°C)

Parameter	Symbol	Conditions	Min	Typ	Max.	Unit
Forward voltage/Seg	V _F	I _F = 10mA	—	2.0	2.2	V
Reverse current/Seg	I _R	V _R = 4V	—	—	10	μA
Luminous intensity/digit	I _v	I _F = 10mA	700	1500	—	μcd
Peak wavelength	λ _P	I _F = 10mA	—	635	—	nm
Spectral line halfwidth	Δλ	I _F = 10mA	—	35	—	nm

Yellow-green SND 530/537UG (GaP)

Absolute Maximum Ratings (T_a=25°C)

Power dissipation/Total	960	mW
Power dissipation/Seg	40	mW
Forward current	20	mA
Peak forward current	60*	mA
Reverse voltage	4	V
Operating temperature	-25 ~ +85	°C
Storage temperature	-55 ~ +100	°C

Electrical/Optical Characteristics (T_a=25°C)

Parameter	Symbol	Conditions	Min	Typ	Max.	Unit
Forward voltage/Seg	V _F	I _F = 10mA	—	2.1	2.3	V
Reverse current/Seg	I _R	V _R = 4V	—	—	10	μA
Luminous intensity/digit	I _v	I _F = 10mA	600	1500	—	μcd
Peak wavelength	λ _P	I _F = 10mA	—	565	—	nm
Spectral line halfwidth	Δλ	I _F = 10mA	—	30	—	nm

* Pulse Width 1 ms
Duty Cycle 1/5