

High Reliability 0.315-inch (8.0mm) 6-Digits 7-Segment Numeric Displays

SND-3360 SND-3367

GENERAL DESCRIPTION

The SND-3360 and the SND-3367 series are high degree of reliability epoxy resin molded 6-digit 7-segment LED displays of which character height is 0.315-inch (8.0mm) and available in red, green, orange and yellow-green emitting colors. The standard units are constructed with black face and milky white segment color.

PACKAGE DIMENSIONS

Actual size

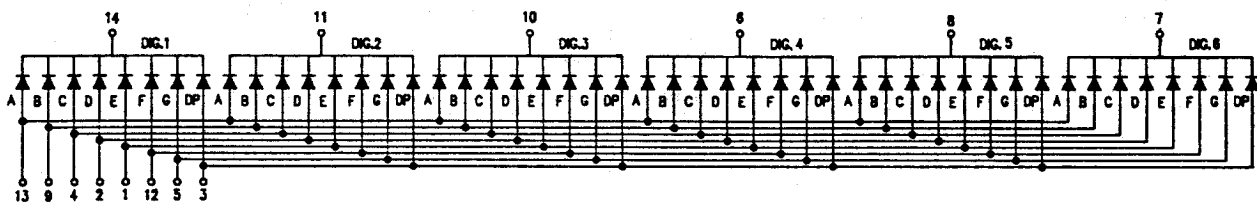
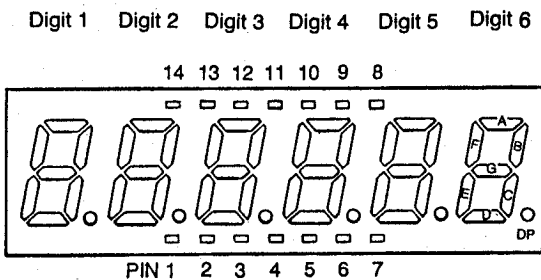
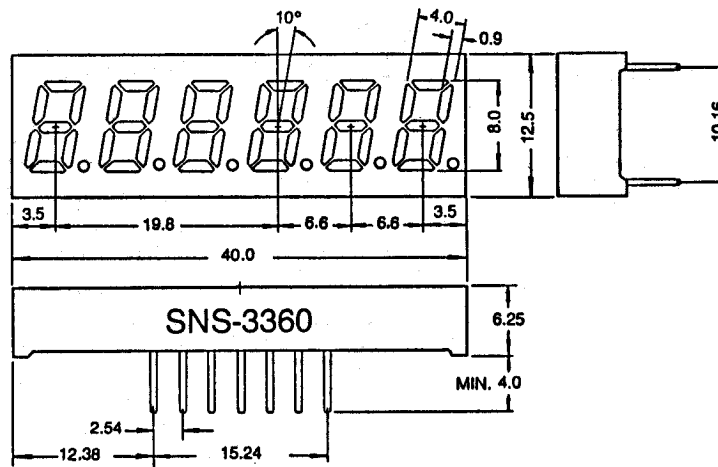


FEATURES

1. High brightness and high contrast
2. Low power consumption; Directly drive with I.C
3. Wide angle viewing
4. Solid state reliability; Long operation life
5. Cathode-common (SND-3360) and anode common (SND-3367) types available

PIN ARRANGEMENT

(Top View)



SND-3360 (Cathode Common)

SND-3367 (Anode Common) All diodes are reversed polarity



三光半導体株式会社
SAM KWANG SEMICONDUCTOR CO., LTD.
 803 Silla Techno Vil., 39-3 Dang-dong Kunpo-City Kyungki-do, Korea,
 TEL:031-456-1444/1484, FAX:031-456-4224

Red SND 3360/3367R (GaP)

Absolute Maximum Ratings (T_a = 25°C)

Power dissipation/Total	1920	mW
Power dissipation/Seg	40	mW
Forward current	20	mA
Peak forward current	60*	mA
Reverse voltage	4	V
Operating temperature	-25 ~ +85	°C
Storage temperature	-55 ~ +100	°C

Electrical/Optical Characteristics (T_a = 25°C)

Parameter	Symbol	Conditions	Min	Typ	Max.	Unit
Forward voltage/Seg	V _F	I _F = 10mA	—	2.1	2.3	V
Reverse current/Seg	I _R	V _R = 4V	—	—	10	μA
Luminous intensity/digit	I _v	I _F = 10mA	300	800	—	μcd
Peak wavelength	λ _P	I _F = 10mA	—	700	—	nm
Spectral line halfwidth	Δλ	I _F = 10mA	—	100	—	nm

Green SND 3360/3367G (GaP)

Absolute Maximum Ratings (T_a = 25°C)

Power dissipation/Total	1920	mW
Power dissipation/Seg	40	mW
Forward current	20	mA
Peak forward current	60*	mA
Reverse voltage	4	V
Operating temperature	-25 ~ +85	°C
Storage temperature	-55 ~ +100	°C

Electrical/Optical Characteristics (T_a = 25°C)

Parameter	Symbol	Conditions	Min	Typ	Max.	Unit
Forward voltage/Seg	V _F	I _F = 10mA	—	2.1	2.3	V
Reverse current/Seg	I _R	V _R = 4V	—	—	10	μA
Luminous intensity/digit	I _v	I _F = 10mA	350	900	—	μcd
Peak wavelength	λ _P	I _F = 10mA	—	555	—	nm
Spectral line halfwidth	Δλ	I _F = 10mA	—	30	—	nm

Orange SND 3360/3367SR (GaAsP/GaP)

Absolute Maximum Ratings (T_a = 25°C)

Power dissipation/Total	1920	mW
Power dissipation/Seg	40	mW
Forward current	20	mA
Peak forward current	60*	mA
Reverse voltage	4	V
Operating temperature	-25 ~ +85	°C
Storage temperature	-55 ~ +100	°C

Electrical/Optical Characteristics (T_a = 25°C)

Parameter	Symbol	Conditions	Min	Typ	Max.	Unit
Forward voltage/Seg	V _F	I _F = 10mA	—	2.0	2.2	V
Reverse current/Seg	I _R	V _R = 4V	—	—	10	μA
Luminous intensity/digit	I _v	I _F = 10mA	700	1500	—	μcd
Peak wavelength	λ _P	I _F = 10mA	—	635	—	nm
Spectral line halfwidth	Δλ	I _F = 10mA	—	35	—	nm

Yellow-green SND 3360/3367UG (GaP)

Absolute Maximum Ratings (T_a = 25°C)

Power dissipation/Total	1920	mW
Power dissipation/Seg	40	mW
Forward current	20	mA
Peak forward current	60*	mA
Reverse voltage	4	V
Operating temperature	-25 ~ +85	°C
Storage temperature	-55 ~ +100	°C

Electrical/Optical Characteristics (T_a = 25°C)

Parameter	Symbol	Conditions	Min	Typ	Max.	Unit
Forward voltage/Seg	V _F	I _F = 10mA	—	2.1	2.3	V
Reverse current/Seg	I _R	V _R = 4V	—	—	10	μA
Luminous intensity/digit	I _v	I _F = 10mA	600	1500	—	μcd
Peak wavelength	λ _P	I _F = 10mA	—	565	—	nm
Spectral line halfwidth	Δλ	I _F = 10mA	—	30	—	nm

* Pulse Width 1 ms
Duty Cycle 1/5